



IOL CHEMICALS AND PHARMACEUTICALS LIMITED

(1) (a) Statement showing Shareholding Pattern

Name of the Company: IOL Chemicals and Pharmaceuticals Limited			
Scrip Code, Name of the scrip, class of security: IOLCP, Equity Shares			
As on 30 September 2014			
Partly paid-up shares:-	No. of partly paid-up shares	As a % of total no. of partly paid-up Shares	As a % of total no. of shares of the company
Held by promoter/promoter group	NIL	NIL	NIL
Held by public	NIL	NIL	NIL
Total	NIL	NIL	NIL
Outstanding convertible securities:-	No. of outstanding securities	As a % of total no. of Outstanding convertible securities	As a % of total no. of shares of the company, assuming full conversion of convertible securities
Held by promoter/promoter group	NIL	NIL	NIL
Held by public	NIL	NIL	NIL
Total	NIL	NIL	NIL
Warrants:-	No. of Warrants	As a % of total no. of Warrants	As a % of total no. of shares of the company, assuming full conversion of Warrants
Held by promoter/promoter group	NIL	NIL	NIL
Held by public	1,10,00,000	100%	27.98%
Total	NIL	NIL	NIL
Total paid-up capital of the company, assuming full conversion of warrants and convertible securities	3,93,11,591		



Head Office : 85, Industrial Area 'A', Ludhiana 141 003 (Pb.) India

CIN: - L24116PB1986PLC007030

Ph. : +91-161-2225531-35 Fax : +91-161-2226929, 2608784 email : contact@iolep.com Website : iolep.com

Regd. Office : Trident Complex, Raikot Road, Barnala - 148 101 (Pb.) India

Works : Trident Complex, Mansa Road, Vill Fatehgarh Channa, Barnala-148101. (Pb.) India

Ph. : +91-1679 -285285-88, Fax : +91-1679-285292




IOL CHEMICALS AND PHARMACEUTICALS LIMITED

SHAREHOLDING PATTERN “(I)(a) Statement showing Shareholding Pattern”

Name of the Company: IOL Chemicals and Pharmaceuticals Limited
Scrip Code: 524164 - BSE Limited
Scrip Code: IOLCP - National Stock Exchange


Quarter ended: as on 30 September 2014

Category code	Category of shareholder	Number of shareholders	Total number of shares	Number of shares held in dematerialized form	Total shareholding as a percentage of total number of shares		Shares pledged or otherwise encumbered	
					As a percentage of (A+B)	As a percentage of (A+B+C)	Number of shares	As a percentage
(I)	(II)	(III)	(IV)	(V)	(VI)	(VII)	(VIII)	(IX) = (VIII)/(IV)* 100
(A)	Promoter and Promoter Group							
	1 Indian							
(a)	Individuals/ Hindu Undivided Family	2	1159265	1159265	2.95	2.95	0	0.00%
(b)	Central Government/State Government(s)							
(c)	Bodies Corporate	4	21240001	21240001	54.03	54.03	0	0.00%
(d)	Financial Institutions/Banks							
(e)	Any Other(specify)							
	Sub-Total (A)(1)	6	22399266	22399266	56.98	56.98	0	0.00%
	2 Foreign							
(a)	Individuals (Non-Resident Individuals/ Foreign Individuals)							
(b)	Bodies Corporate							
(c)	Institutions							
(d)	Qualified Foreign Investor							
(e)	Any Other (specify)							
	Sub-Total (A)(2)							
	Total Shareholding of Promoters and Promoters group (A) = (A)(1)+(A)(2)	6	22399266	22399266	56.98	56.98	0	0.00%



Head Office : 85, Industrial Area 'A', Ludhiana 141 003 (Pb.) India CIN: - L24116PB1986PLC007030
Ph. : +91-161-2225531-35 Fax : +91-161-2226929, 2608784 email : contact@iolcp.com Website : iolcp.com
Regd. Office : Trident Complex, Raikot Road, Barnala - 148 101 (Pb.) India
Works: Trident Complex, Mansa Road, Vill Fatehgarh Channa, Barnala-148101. (Pb.) India
Ph. : +91-1679 -285285-88, Fax : +91-1679-285292

Category code	Category of shareholder	Number of shareholders	Total number of shares	Number of shares held in dematerialized form	Total shareholding as a percentage of total number of shares		Shares pledged or otherwise encumbered	
					As a percentage of (A+B)	As a percentage of (A+B+C)	Number of shares	As a percentage
(I)	(II)	(III)	(IV)	(V)	(VI)	(VII)	(VIII)	(IX)= (VIII)/(IV)* 100
(B)	Public shareholding						N.A	N.A
	1 Institutions						N.A	N.A
(a)	Mutual Funds/ UTI	4	10400		0.03	0.03		
(b)	Financial Institutions/ Banks							
(c)	Central Government/ State Government(s)							
(d)	Venture Capital Funds							
(e)	Insurance Companies							
(f)	Foreign Institutional Investors	1	297965	297965	0.76	0.76		
(g)	Foreign Venture Capital Investors							
(h)	Qualified Foreign Investor							
(i)	Any Other (specify) Trust				0.00	0.00		
	Sub-Total (B)(1)	5	308365	297965	0.78	0.78		
	2 Non-institutions						NA	NA
(a)	Bodies Corporate	226	6191723	6186323	15.75	15.75		
(b)	Individuals -							
	i. Individual shareholders holding nominal share capital up to Rs. 1 lakh.	8681	2343350	1650029	5.96	5.96		
	ii. Individual shareholders holding nominal share capital in excess of Rs. 1 lakh.	32	4237224	4237224	10.78	10.78		
(c)	Qualified Foreign Investor							
(d)	Any Other (specify)							
(d-i)	NRI	25	24999	24999	0.06	0.06		
(d-ii)	Foreign Companies	1	3806664	3806664	9.68	9.68		
	Sub-Total (B)(2)	8965	16603960	15905239	42.24	42.24	0	0.00
	Total Public Shareholding (B)= (B)(1)+(B)(2)	8970	16912325	16203204	43.02	43.02	0	0.00
	TOTAL (A)+(B)	8976	39311591	38602470	100	100	0	0.00%
(C)	Shares held by Custodians and against which Depository Receipts have been issued				N.A		N.A	N.A
(1)	Promoter and Promoter Group	0	0	0		0.00		
(2)	Public	0	0	0		0.00		
	Sub-Total (C)	0	0	0		0		
	GRAND TOTAL (A)+(B)+(C)	8976	39311591	38602470	100	100	0	0.00%



(I)(b) Statement showing holding of securities (including shares, warrants, convertible securities) of persons category "Promoter and Promoter Group"

Sr. No.	Name of the shareholder	Detail of shares held		Encumbered (*)			Details of warrants		Details of convertible securities		Total shares (including underlying shares assuming full conversion of warrants and convertible securities) as a % of diluted
		Number of shares held	As a % of grand total (A)+(B)+C	Number	As a percentage	As a % of grand total (A)+(B)+(C) of sub-clause (I)(a)	Number of warrants held	As a % total number of warrants of the same class	Number of convertible securities held	As a % total number of convertible securities of the same class	
(I)	(II)	(III)	(IV)	(V)	(VI)=(V)/(III)*100	(VII)	(VIII)	(IX)	(X)	(XI)	(XII)
1	Maya Devi Polycot Limited	10006323	25.45	0	0.00	0.00	0	0	0	0	25.45
2	NM Merchandiles Limited	5075571	12.91	0	0.00	0.00	0	0	0	0	12.91
3	NCG Enterprises Limited	3284393	8.35	0	0.00	0.00	0	0	0	0	8.35
4	IOL Lifesciences Limited	2873714	7.31	0	0.00	0.00	0	0	0	0	7.31
5	Varinder Gupta	1159265	2.95	0	0.00	0.00	0	0	0	0	2.95
TOTAL		22399266	56.98	0	0.00	0.00	0	0	0	0	56.98

(*) The term "encumbrance" has the same meaning as assigned to it in regulation 28(3) of the SAST Regulations, 2011

(I)(c)(i) Statement showing holding of securities (including shares, warrants, convertible securities) of persons belonging to the category "Public" and holding more than 1% of the total number of shares

Sr. No.	Name of the shareholder	Number of shares	Shares as a percentage of total number of shares (i.e., Grand Total (A)+(B)+(C) indicated in Statement at para (I)(a) above)	Details of warrants		Details of convertible securities		Total shares (including underlying shares assuming full conversion of warrants and convertible securities) as a % of diluted share capital
				Number of warrants held	As a % total number of warrants of the same class	Number of convertible securities held	As a % total number of convertible securities of the same class	
1	IndiaSTAR (Mauritius) Ltd.	3806664	9.68	0	0	0	0	9.68
2	Trident Limited	1785714	4.54	0	0	0	0	4.54
3	Master Capital Services Ltd	1762643	4.48	0	0	0	0	4.48
4	G Consultants and Fabricators Ltd	1000000	2.54	0	0	0	0	2.54
5	Hetal Chetan Mehta	1000000	2.54	0	0	0	0	2.54
TOTAL		9355021	23.80	0	0	0	0	23.80

(I)(c)(ii) Statement showing holding of securities (including shares, warrants, convertible securities) of persons (together with PAC) belonging to the category "Public" and holding more than 5% of the total number of shares of the company

Sr. No.	Name(s) of the shareholder(s) and the Persons Acting in Concert (PAC) with them	Number of shares	Shares as a percentage of total number of shares (i.e., Grand Total (A)+(B)+(C) indicated in Statement at para (I)(a) above)	Details of warrants		Details of convertible securities		Total shares (including underlying shares assuming full conversion of warrants and convertible securities) as a % of diluted share capital
				Number of warrants held	As a % total number of warrants of the same class	Number of convertible securities held	As a % total number of convertible securities of the same class	
1	IndiaSTAR (Mauritius) Ltd.	3806664	9.68	0	0	0	0	9.68
TOTAL		3806664	9.68	0	0	0	0	9.68



(I)(d) Statement showing details of locked-in shares

Sr. No.	Name of the shareholder	Number of locked-in shares	Locked-in shares as a percentage of total number of shares (i.e., Grand Total (A)+(B)+(C) indicated in Statement at para (I)(a) above)	Promoter/Promoter Group/Public
1	NM Merchantiles Limited	5075571	12.91	Promoter Group
2	NCG Enterprises Limited	3284393	8.35	Promoter Group
3	IOL Lifesciences Limited	2873714	7.31	Promoter Group
4	Maya Devi Polycot Limited	225000	0.57	Promoter Group
5	Varinder Gupta	535	0.00	Promoter
6	Trident Limited	1785714	4.54	Public
7	Hetal Chetan Mehta	1000000	2.54	Public
8	Reena Ashish Ajmera	275000	0.70	Public
9	Nishita Alpesh Ajmera	275000	0.70	Public
10	Minal Manish Ajmera	275000	0.70	Public
11	Avani Jasmin Ajmera	275000	0.70	Public
12	Ashwini Jiten Ajmera	263000	0.67	Public
13	Alpesh Kishore Ajmera	250000	0.64	Public
14	Ashish Kishore Ajmera	250000	0.64	Public
15	Manish Kishore Ajmera	250000	0.64	Public
16	Manoj Manekji Dand	110000	0.28	Public
17	Premilaben Naginbhai Shah	150000	0.38	Public
18	Jagruti Atul Khimani	100000	0.25	Public
TOTAL		16717927	42.53	


(II)(a) Statement showing details of Depository Receipts (DRs)

Sr. No.	Type of outstanding DR (ADRs, GDRs, SDRs, etc.)	Number of outstanding DRs	Number of shares underlying outstanding DRs	Shares underlying outstanding DRs as a percentage of total number of shares (i.e., Grand Total (A)+(B)+(C) indicated in Statement at para (I)(a) above)
	NIL			
TOTAL				

(II)(b) Statement showing Holding of Depository Receipts (DRs), where underlying shares held by "promoter/promoter group" are in excess of 1% of the total number of shares

Sr. No.	Name of the DR Holder	Type of outstanding DR (ADRs, GDRs, SDRs, etc.)	Number of shares underlying outstanding DRs	Shares underlying outstanding DRs as a percentage of total number of shares (i.e., Grand Total (A)+(B)+(C) indicated in Statement at para (I)(a) above)
	NIL			
TOTAL				

For IOL Chemicals and Pharmaceuticals Limited



(Karan Singh)
Vice President & Company Secretary